






SCORING RUBRIC FOR VALUE DRAWING - Ms. Trujillo

Name _____ Course: _____ Block: _____

ASSESSMENT CRITERIA:

EXCELLING		90-100%	Student demonstrates excellent or outstanding performance in relation to the curricular competencies. Able to transfer knowledge Finds ways to go beyond process or material limitations
ACHIEVING		89-75%	Student demonstrates good performance in relation to the curricular competencies. Projects reflect refined techniques and great accuracy with processes/materials. Communicates creative ideas
DEVELOPING		74-65%	Student demonstrates good performance in relation to the curricular competencies. Understanding of concepts are apparent but needs more evidence of learning or practice to improve technique & communicate ideas.
BEGINNING		64-50%	Student minimal performance in relation to the curricular competencies. Some understanding of concepts is apparent, but needs more evidence of learning or practice to improve technique & communicate ideas.
INCOMPLETE		50-0%	Student is not demonstrating the minimally acceptable performance in relation to the curricular competencies.

Assessment Rubric	Self-Evaluation	Teacher Evaluation
Student chose a creative and/or appropriate subject to draw and successfully place on paper. Subject(s) are clear and recognizable. No use of cartoons, paintings or drawings as they are already the creation/idea of another artist. The use of other people's work is plagiarism. Proper use of the elements of art and principles of design.	<input type="checkbox"/> Excelling <input type="checkbox"/> Achieving <input type="checkbox"/> Developing <input type="checkbox"/> Beginning <input type="checkbox"/> Incomplete	<input type="checkbox"/> Excelling <input type="checkbox"/> Achieving <input type="checkbox"/> Developing <input type="checkbox"/> Beginning <input type="checkbox"/> Incomplete
Student understands the concept of value in art, and can use values to suggest a definite strong light source with appropriate variations of light, medium, and dark values.	<input type="checkbox"/> Excelling <input type="checkbox"/> Achieving <input type="checkbox"/> Developing <input type="checkbox"/> Beginning <input type="checkbox"/> Incomplete	<input type="checkbox"/> Excelling <input type="checkbox"/> Achieving <input type="checkbox"/> Developing <input type="checkbox"/> Beginning <input type="checkbox"/> Incomplete
The blended layered shading technique used on the composition is completely controlled with neatly constructed marks.	<input type="checkbox"/> Excelling <input type="checkbox"/> Achieving <input type="checkbox"/> Developing <input type="checkbox"/> Beginning <input type="checkbox"/> Incomplete	<input type="checkbox"/> Excelling <input type="checkbox"/> Achieving <input type="checkbox"/> Developing <input type="checkbox"/> Beginning <input type="checkbox"/> Incomplete
Is the work done in an organized, skillful manner and creative from beginning to end? Read the assessment for evaluating craftsmanship.	<input type="checkbox"/> Excelling <input type="checkbox"/> Achieving <input type="checkbox"/> Developing <input type="checkbox"/> Beginning <input type="checkbox"/> Incomplete	<input type="checkbox"/> Excelling <input type="checkbox"/> Achieving <input type="checkbox"/> Developing <input type="checkbox"/> Beginning <input type="checkbox"/> Incomplete
Effort: took time to develop idea & complete project? (Didn't rush.) Good use of class time? Came in for extra studio time (or made up missed class time) if necessary to complete the project.	<input type="checkbox"/> Excelling <input type="checkbox"/> Achieving <input type="checkbox"/> Developing <input type="checkbox"/> Beginning <input type="checkbox"/> Incomplete	<input type="checkbox"/> Excelling <input type="checkbox"/> Achieving <input type="checkbox"/> Developing <input type="checkbox"/> Beginning <input type="checkbox"/> Incomplete

FINAL ASSESSMENT: _____

ASSESSMENT FOR EVALUATING CRAFTSMANSHIP OF YOUR ARTWORK

EXCELLING

Craftsmanship:

- The finished project is exceptionally clean and undamaged.
- The edges always depict the way the edges really look, smooth where they should be smooth; rough where they should be rough, etc.
- The light source is obvious and works consistently throughout the picture. The transitions from light to dark are smooth. Because the light source works so well, the forms/objects

ACHIEVING

Craftsmanship:

- The finished project is basically clean and undamaged. There is very little evidence of mishandling, for example bends, tears, dirtiness.
- The edges fairly consistently depict the way the edges really look, smooth where they should be smooth, rough where they should be rough, etc.
- The light source is evident and works well. Transitions from light to dark are usually smooth. Most objects are believable as three-dimensional forms.

DEVELOPING

Craftsmanship:

- The finished project shows some signs of neglect. These may appear in the form of bends, tears, smudges and/or things spilled on the project.
- The edges need more work to make them representational of the way they actually should look. More attention needs to be spent on drawing the edges with the characteristics one can observe when looking at the forms being drawn.
- There is evidence of a light source but may be conflicting throughout the picture and seem to come from several directions rather than one direction only. It works in some areas but does not work consistently throughout the picture. Some objects appear to be three dimensional and some appear to be flat.

BEGINNING

Craftsmanship:

- The finished or possibly unfinished project suffers from neglect. It may be torn, dirty, bent and/or a combination of these things.
- The edges appear to be laid in without really observing the form being drawn. There are few if any edges that actually resemble what the edges of the object or form being drawn looks like.
- The light source has either been ignored or laid in so poorly that it is very difficult to detect where the light is coming from. Forms also suffer from the lack of a defined light source in that they mainly appear to be flat.